

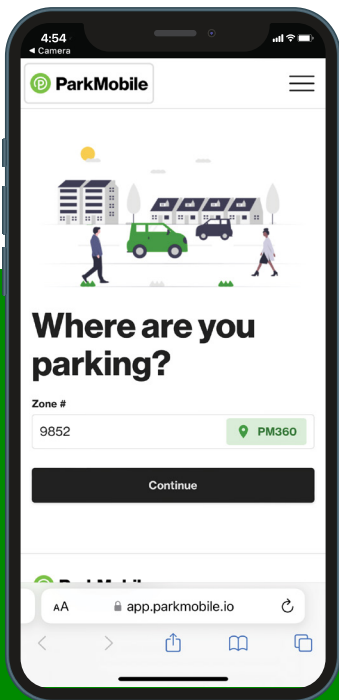


Making it Easier to Scan and Pay with QR Codes

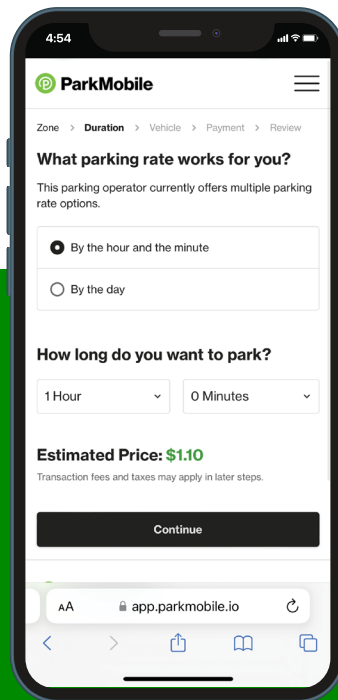
When you're parking on-the-go, ParkMobile puts the power in the palm of your hand. To pay for parking, simply scan the QR code posted on signage with your smart phone.



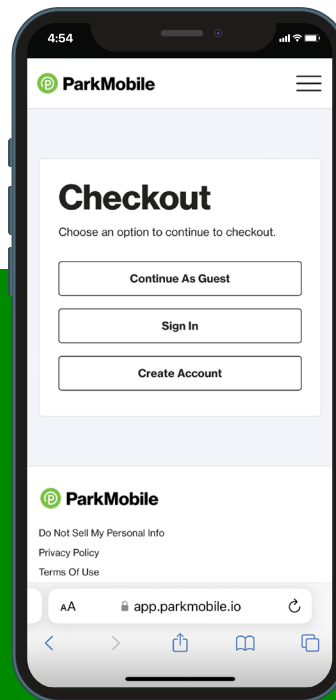
After scanning the QR code, pay for parking in four easy steps:



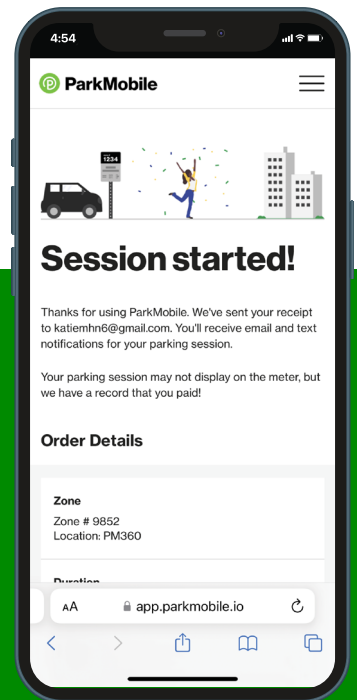
1 Open the link in a web browser. Confirm your zone number.



2 Select the parking session duration.



3 Log in to your ParkMobile account, or choose to check out as a guest.



4 Review your order and start your parking session.